

WILTSHIRE POLICE



Road Safety update – Southern Wiltshire Area Board

22 February 2023

Alderbury Village Hall
Proud to serve and protect our communities

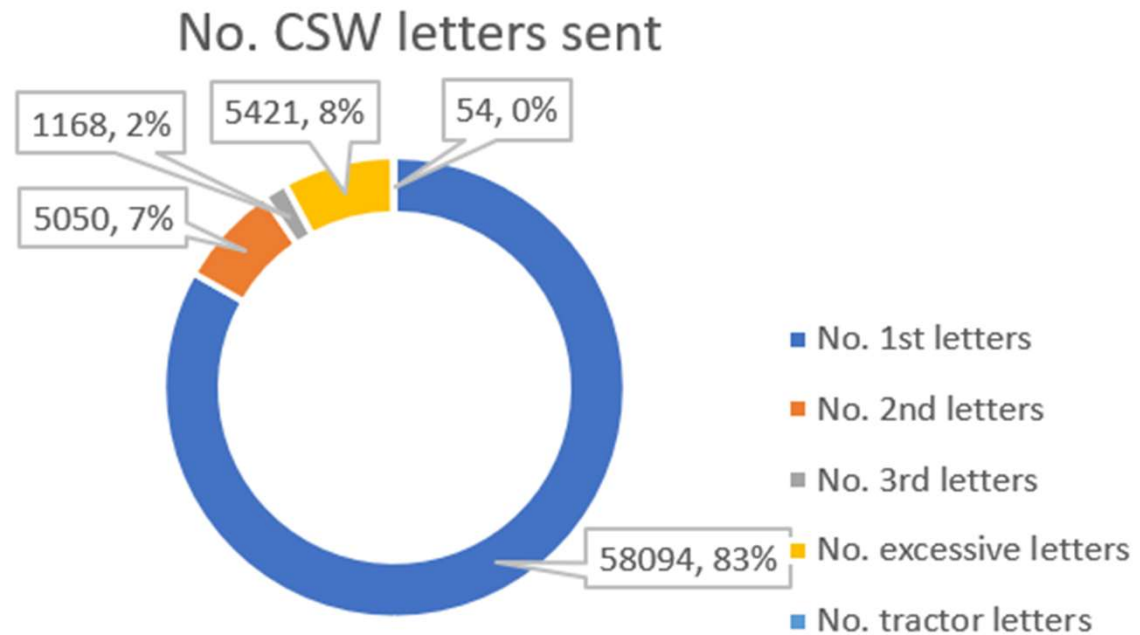


• CSW – Data for last 2+ years

Vehicles passing = **2,117,417**

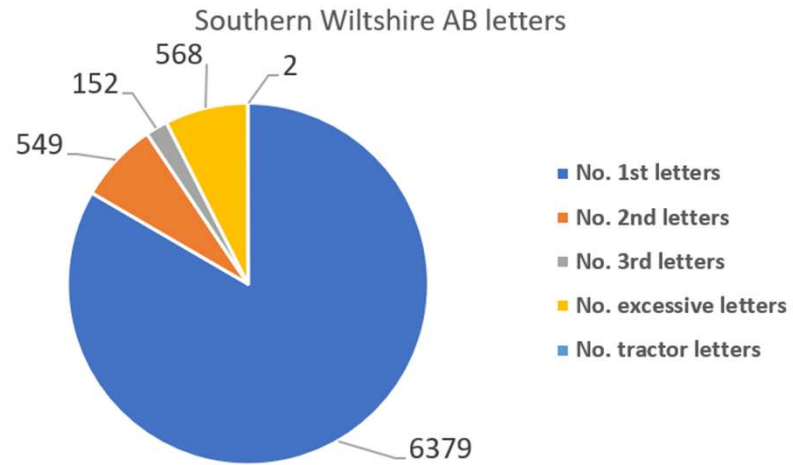
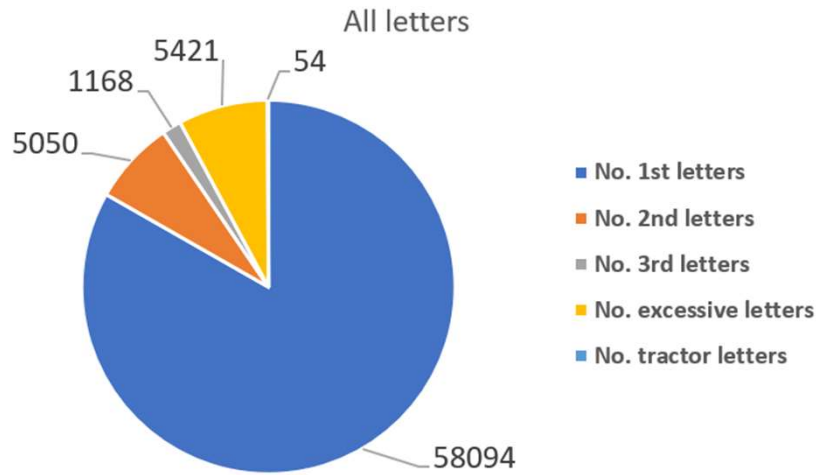
Total letters sent = **69,780**

Number of watches = **8334**



• CSW Southern Wiltshire-Data since July 2020 to 20 Feb 2023

Team	No. 1st letters	No. 2nd letters	No. 3rd letters	No. excessive letters	No. tractor letters	Total letters	No. of watches	Average speeders %
Alderbury	1187	159	45	97	0	1488	145	8.9%
Allington South & Boscombe	3008	224	59	149	0	3440	243	4.5%
Coombe Bissett	1167	93	30	226	2	1518	168	6.9%
Firsdawn	13	2	0	0	0	15	4	3.2%
Odstock	55	6	3	1	0	65	43	1.3%
Redlynch	505	35	8	38	0	586	42	6.5%
Whiteparish	444	30	7	57	0	538	102	4.1%
Grand Total	6379	549	152	568	2	7650	747	5.7%

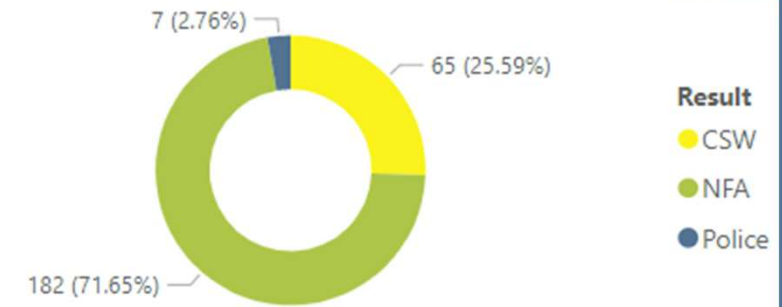


• CSW – Southern Wiltshire since October 2020 NO CHANGE

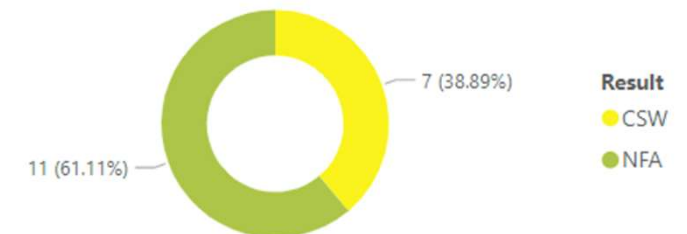
County & Swindon

Wiltshire Council

Title	Speed 85th			CPT	Area Board
	Result	limit	percentile		
Allington - C81 Pewsey Road	NFA	40	42.6	Amesbury	Southern Wiltshire
Collingbourne Ducis - A346 Lidgershall Road	CSW	30	35.9	Amesbury	Southern Wiltshire
Farley	CSW	30	35.7	Salisbury	Southern Wiltshire
Kilmington - New road	NFA	40	44.83	Warminster	Southern Wiltshire
Longhedge - A345	NFA	40	39.1	Salisbury	Southern Wiltshire
Old Sarum - A345 Longhedge	NFA	40	45.5	Salisbury	Southern Wiltshire
Pitton	NFA	30	32.7	Salisbury	Southern Wiltshire
Redlynch	NFA	30	33.03	Salisbury	Southern Wiltshire
Redlynch	CSW	30	35.87	Salisbury	Southern Wiltshire
Redlynch - Grove Lane	CSW	30	35.87	Salisbury	Southern Wiltshire
Redlynch - The Ridge	CSW	30	37.78	Salisbury	Southern Wiltshire
Salisbury - Ford	CSW	30	36.5	Salisbury	Southern Wiltshire
Tisbury - Vicarage Road	NFA	20	23	Warminster	Southern Wiltshire
Winterbourne Gunner - Down Barn Road	NFA	60	40.32	Amesbury	Southern Wiltshire
Woodfalls - B3080 The Ridge	CSW	30	37.78	Salisbury	Southern Wiltshire
Woodfalls - B3080 The Ridge (South of Lodge Grove)	NFA	30	33.03	Salisbury	Southern Wiltshire



Southern Wiltshire area



SID Pilot update



• SID data project




The screenshot shows the Qlik Sense Enterprise interface. The top navigation bar includes the Qlik logo, 'Sense® Enterprise', a search icon, and a user profile for 'Holden, Sarah'. The main content area is a grid of dashboard tiles. A sidebar on the left contains navigation options: 'Streams', '3 Month Dashboards', 'Everyone', and 'Pilots & Projects'. The dashboard tiles include: 'FPNs' (COVID FPNs), 'COVID Rates', 'Resilience' (COVID-19 Daily Resilience), 'Tasks' (CPT Tasks), 'Custody', 'Exceptions', 'FMS' (FMS Framework), 'Force Dashboard', 'Intelligence', 'Legacy Missing Persons', 'Monthly Performance Dashboard - Pilot', 'Monthly Telephony', 'Crimes & Incidents', 'Niche Data Quality', 'PROJECT OPTIMISE' (OCG), 'OUTCOMES', 'OUTSTANDING SUSPECTS', 'Performance Framework', 'Rural Crime', 'Speed Indicator Devices', 'SPEED WATCH AREA', 'STOP CHECK', 'AUDIT', 'Vulnerability', 'Web Forms Demand', and 'Weekly Performance Dashboard'.

This section provides a detailed view of two dashboard tiles. The first tile, titled 'Speed Indicator Devices', features a graphic of a speedometer with the text 'Speed Indicator Devices' overlaid. The second tile, titled 'Speed Watch', features a yellow sign with the text 'POLICE NOTICE Community SPEED WATCH AREA REDUCE YOUR SPEED'.





• SID Pilot - Launched

▼ Public sheets (4)





Welcome

Welcome Page 





Details

Heatmaps 




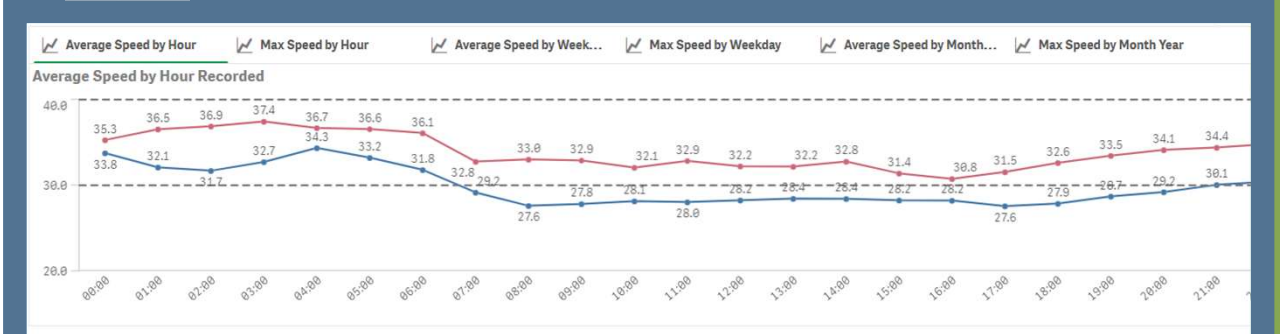
Trends

Trends and Distributions 



Summary

Data Table 



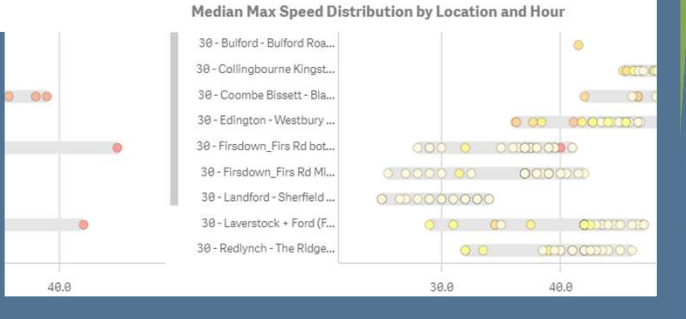
Drill Down All Locations List

Average Recorded Speed by Location and Hour

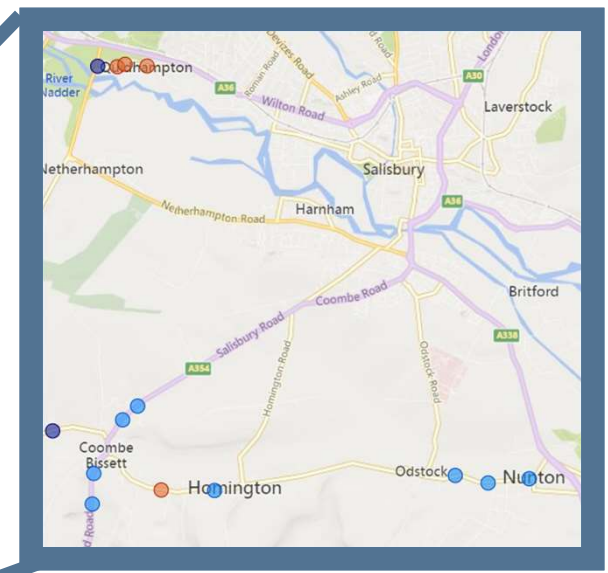
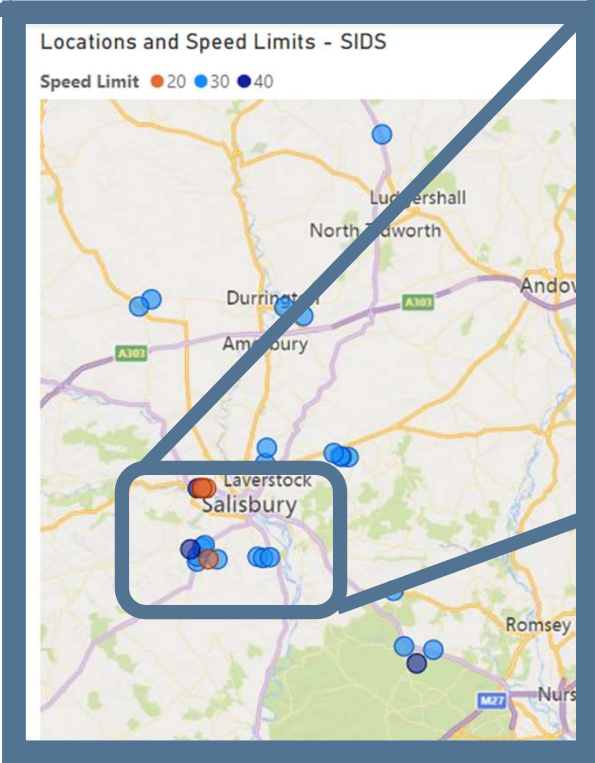
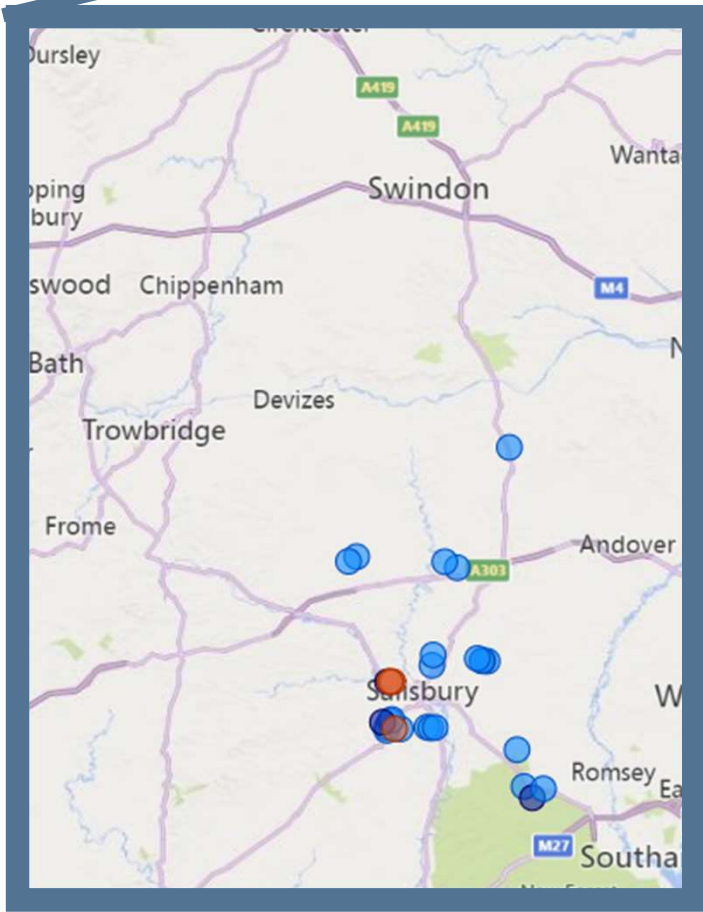
Location Limit And What3... Hour

	05:00	06:00	07:00	08:00	09:00	10:00	11:00	12:00	13:00	14:00	15:00	16:00	17:00	18:00	19:00	20:00	21:00	22:00	23:00
30 - Coombe Bissett - Blandford Rd_P	35.8	34.0	30.3	29.7	29.7	29.7	29.5	30.6	30.2	30.6	30.2	30.2	31.2	31.5	32.6	33.7	35.9	34.2	38.1
30 - Firsdwn_Firs Rd Middle East	25.5	27.4	27.8	27.1	26.1	26.2	26.7	26.4	27.1	26.8	26.4	26.4	26.4	26.0	26.0	27.0	27.5	27.3	28.1
30 - Firsdwn_Firs Rd bottom	28.4	33.7	27.9	25.3	25.8	25.8	25.3	25.0	25.3	25.2	25.0	25.2	25.0	25.0	25.4	26.3	27.4	26.5	27.2
30 - Landford - Sheffield English Dead	31.1	25.0	25.9	24.6	24.9	24.7	24.6	24.8	24.4	24.0	24.6	24.0	25.2	25.1	25.0	25.5	25.6	25.5	25.0

Note: Average speeds below the speed limit are cream, a gradient scale from yellow to red is used for average speeds above the speed limit.



• SID Pilot - Area



Amesbury/ Salisbury area

35 different locations covered

Locations spread across 5 Area Boards

Community Road Safety Officers

CRSO's

Your officer is Lotty Sartin

Charlotte.Sartin@wiltshire.police.uk

• CRSO's

Attended



Partnership working



Ministry
of Defence

Wiltshire Council



**DORSET & WILTSHIRE
FIRE AND RESCUE**

Promoting & supporting



NFCC
National Fire
Chiefs Council



Tier 1

National Roads Partnership Calendar 2022-2023

National 2 Wheels Operation

Global Road Safety Week



CHILD SEAT SAFETY

• THE CAR SEAT EXPERTS •

iosh Accredited in car seat training

Community Speed Enforcement Officers

CSEO's



• CSEO – Dashboard (20/02/2023 0818 hrs)

CSEO Activity Dashboard

Outcomes are dependent on previous convictions and history

2,301.00

Sum of Speed awareness...

302.00

Sum of Fine & Points

41.00

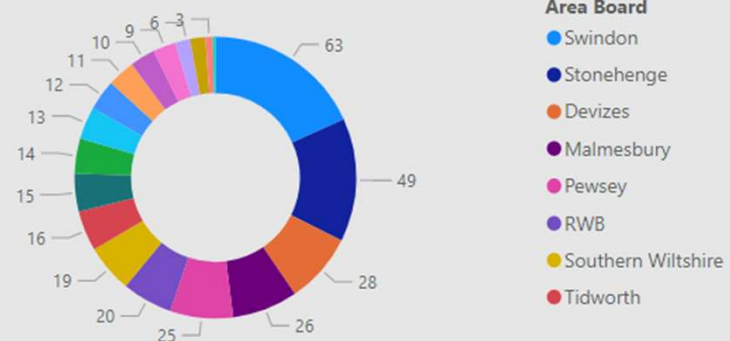
Sum of Court

184

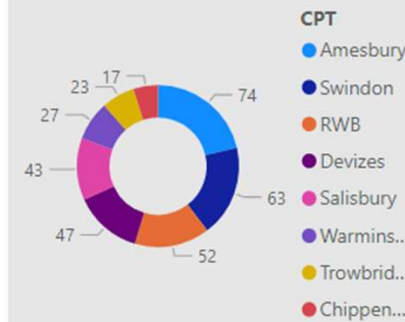
Count of Location

Location	Year	Month	Speed awareness course	Fine & Points	Court	CPT	Area Board
Aldbourn - South Street - Opposite Ford Farm	2023	January	3.00	0.00	0.00	Devizes	Marlborough
Aldbourn - South Street - Outside Nursing Home	2023	January	0.00	0.00	0.00	Devizes	Marlborough
Aldbury	2022	February	0.00	0.00	0.00	Devizes	Marlborough
Aldbury - bus stop	2023	January	3.00	0.00	0.00	Salisbury	Southern Wilts
Aldbury - Silver Wood	2023	January	0.00	0.00	0.00	Salisbury	Southern Wilts
Allington & Boscombe - Social club	2022	November	7.00	0.00	0.00	Amesbury	Southern Wilts
Allington & Boscombe - Social club	2022	October	12.00	0.00	0.00	Amesbury	Stonehenge
Allington & Boscombe - Social club	2022	November	3.00	2.00	0.00	Amesbury	Stonehenge
Allington & Boscombe Social Club	2023	January	14.00	1.00	0.00	Amesbury	Southern Wilts
Allington & South Boscombe	2022	January	0.00	0.00	0.00	Amesbury	Southern Wilts
Allington and Boscombe - Social Club	2023	January	1.00	0.00	0.00	Amesbury	Southern Wilts
Allington and Boscombe Social Club	2023	February	1.00	1.00	0.00	Amesbury	Southern Wilts
Total			2,301.00	302.00	41.00		

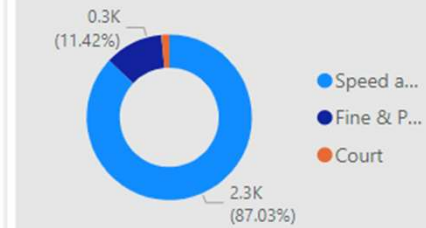
Activity by Area Board



Activity by CPT



Outcomes



• CSEO – Southern Wiltshire Area Board results

CSEO Activity Dashboard

Outcomes are dependant on previous conviction and history

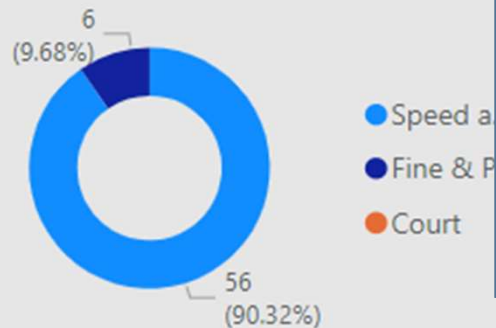
56
Speed awareness course

6
Fines & Points

0
Summoned to court

18
Visits by CSEO's

Outcomes



Location	Year	Month	Speed awareness course	Fine & Points	Court	CPT	Area Board
Alderbury - bus stop	2023	January	3.00	0.00	0.00	Salisbury	Southern Wiltshire
Alderbury - Silver Wood	2023	January	0.00	0.00	0.00	Salisbury	Southern Wiltshire
Allington & Boscombe - Social club	2022	November	7.00	0.00	0.00	Amesbury	Southern Wiltshire
Allington & Boscombe Social Club	2023	January	14.00	1.00	0.00	Amesbury	Southern Wiltshire
Allington & South Boscombe	2022	January	0.00	0.00	0.00	Amesbury	Southern Wiltshire
Allington and Boscombe - Social Club	2023	January	1.00	0.00	0.00	Amesbury	Southern Wiltshire
Allington and Boscombe Social Club	2023	February	1.00	1.00	0.00	Amesbury	Southern Wiltshire
Allington Track	2022	December	15.00	2.00	0.00	Amesbury	Southern Wiltshire
Allington Track	2023	January	1.00	0.00	0.00	Amesbury	Southern Wiltshire
Chilmark	2021	November	0.00	0.00	0.00	Salisbury	Southern Wiltshire
Odstock	2022	January	0.00	0.00	0.00	Salisbury	Southern Wiltshire
Redlynch	2022	January	0.00	0.00	0.00	Salisbury	Southern Wiltshire
Redlynch - Little Woodfalls Drive	2023	January	1.00	0.00	0.00	Salisbury	Southern Wiltshire
Redlynch - St Birinus Close	2023	January	12.00	2.00	0.00	Salisbury	Southern Wiltshire
Whiteparish	2021	October	1.00	0.00	0.00	Salisbury	Southern Wiltshire
Whiteparish - Garden Centre	2023	January	0.00	0.00	0.00	Salisbury	Southern Wiltshire
Total			56.00	6.00	0.00		

- Wider work for January overall



Vehicles seized = **68**

There's never an excuse to...

Drive under the influence of drink or drugs

FatalFive



- Drink Drive arrest = **59**
- Drug Drive arrests = **55**

• Twitter – Wilts Specialist Ops

Friday 10 Feb

Wilts Specialist Ops @WiltsSpecOps · 10 Feb
#RPU are on the A303 in Chicklade responding to commu regarding speeding vehicle's, we have had a few stopped speed already. #fatal5






3 12 118 4,779

Wilts Specialist Ops @WiltsSpecOps · 10 Feb
The sheep-ish driver of this truck & trailer combo didn't pull the wool over #RPU eyes... stopped due to faulty lights and no index displayed... led to the discovery of a dangerous condition and no MOT! Vehicle escorted and driver issued TOR & FPN. Totalling £200 fines & 3 points

This vehicle's MOT has expired


You can be fined up to £1000 for driving without a valid MOT. This vehicle may be MOT exempt, for more information refer to [MOT exemption guidance](#)

MITSUBISHI SHOGUN SPORT




9 8 172 6,277

Wilts Specialist Ops @WiltsSpecOps · 10 Feb
The driver of this taxi thought it would be ok to use his phone while driving. He was so preoccupied, he didn't notice #RPU next to him in a marked car. He left snatching the TORS from the officer & slamming the door #yourehard #Fatal5 #ProfessionalDriver! #reported



29 20.6K

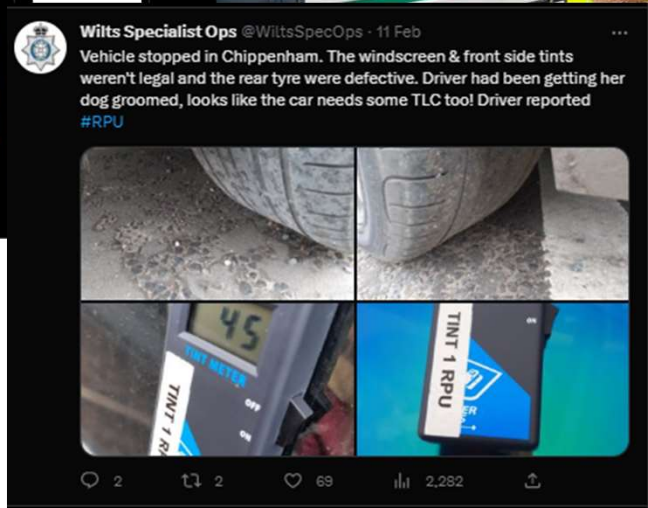
Wilts Specialist Ops @WiltsSpecOps · 10 Feb
Vehicle stopped due to excessive tints, the driver couldn't prove he had insurance, vehicle seized, driver reported #RPU #seized



1 8 192 3,869

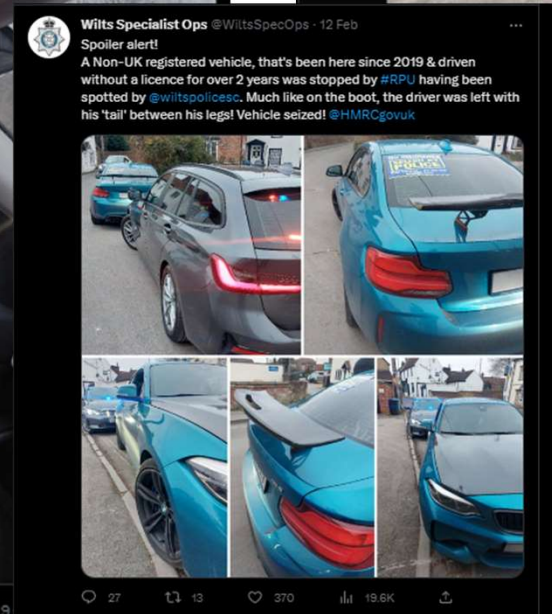
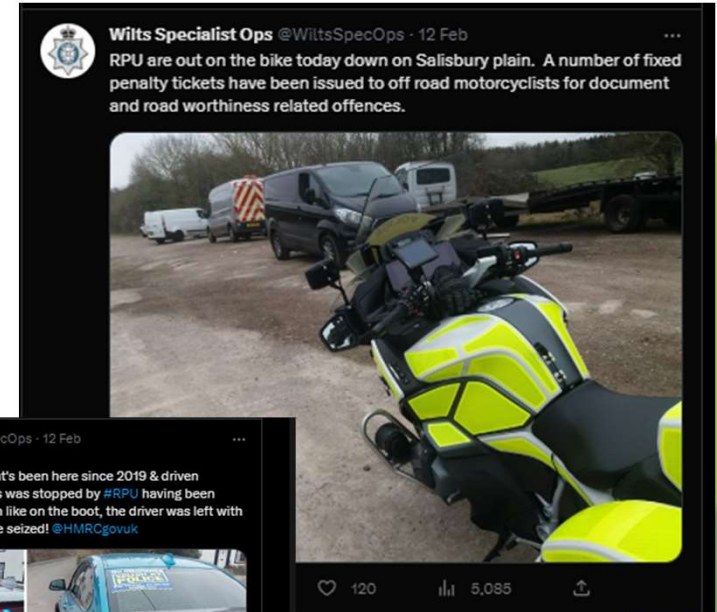
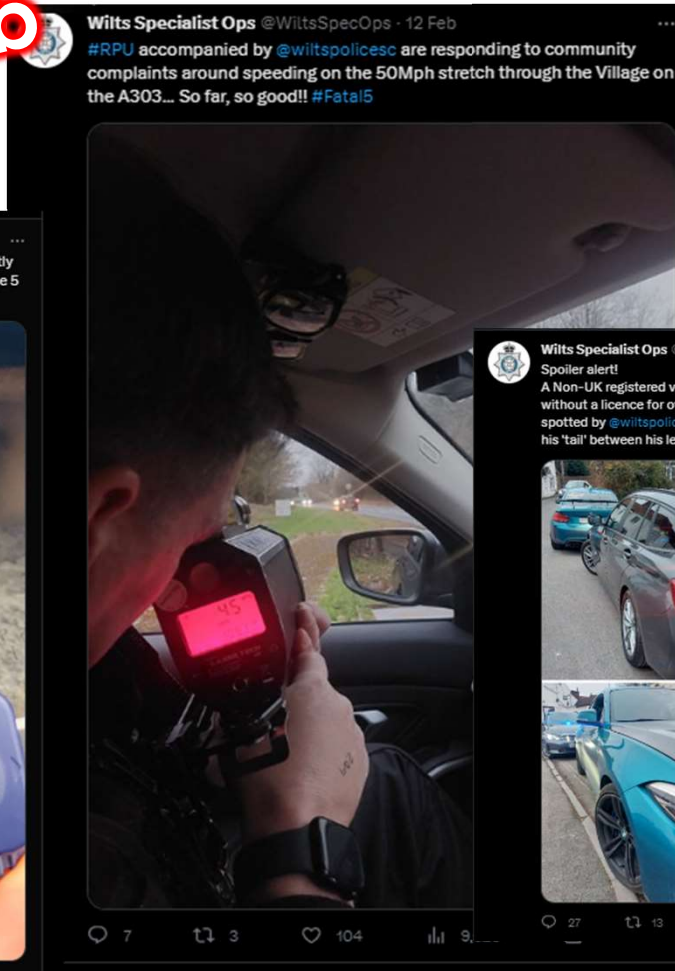

• Twitter – Wilts Specialist Ops

Saturday 11 Feb



• Twitter – Wilts Specialist Ops

Sunday 12 Feb



• Twitter – Wiltshire Specials

Specials Road Safety Unit #SRSU

Friday 5 Feb



- 2 x Drink Drive - Arrested
- 2 x Drug Drive - Arrested
- 1 x Mobile Phone - Reported
- 10 x RTC's Attended
- 4 x Assist Arrest
- 1 x No Insurance - Reported
- 5 x No Tax - Reported
- 1 x No MOT - Fixed Penalty
- 2 x VDRS - Get it fixed..
- 2 x Excessive Tints - Fixed Penalty
- 4 x Vehicle in Dangerous Condition- Reported
- 1 x Driving Otherwise Than in Accordance - Reported



Specials Road Safety Unit #SRSU

3 units on patrol yesterday around the county
 Variety of jobs, speed checks, stop checks,
 tints removed, RTC, arrest for drug drive,
 mobile phone offence.
 Multiple drivers reported for offences, and a
 few fixed penalties given.



Friday 14 Feb

